


**Notification Narrative:**  
**Sidewalk closures at Regents Drive and Farm Drive:** Detour as shown from August 18 to September 12.  
**Note:** There will be NO LANE CLOSURE on Farm Drive, full access for vehicular traffic in both directions will be maintained.

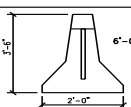
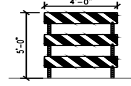



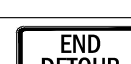












FACILITIES  
MANAGEMENT

DEPARTMENT OF PLANNING & CONSTRUCTION

Thermal Distribution System and  
Condensate Return System

Farm Drive and Regents Drive Sidewalk Closure

| KEYED<br>NOTE # | IMAGE   | DESCRIPTION   |
|-----------------|---|---|
| 1               |    | JERSEY BARRIER IN ACCORDANCE WITH STANDARD  |
| 2               |    | TYPE III BARRICADES IN ACCORDANCE WITH STANDARD   |
| 3               |    | 36"x36" ROAD CLOSED SIGNS SHALL BE PLACED IN 100 FT INTERVALS STARTING AT LEAST 300 FT BEFORE ROAD CLOSURE IN ACCORDANCE WITH STANDARDS AND AS PER ADVANCE WARNING SIGN SPACING                           |
| 4               |    | 24"x12" DETOUR SIGN IN ACCORDANCE WITH STANDARDS  |
| 5               |    | 48"x18" DETOUR DIRECTIONAL SIGN IN ACCORDANCE WITH STANDARDS<br>LEFT DIRECTIONAL ARROW SHOWN FOR REFERENCE. CONTRACTOR SHALL PROVIDE CORRECT DIRECTIONAL SIGN BASED ON LOCATION INSTALLED.                |
| 6               |    | 24"x18" END DETOUR SIGN IN ACCORDANCE WITH STANDARDS  |
| 7               |    | 48"x30" ROAD CLOSED SIGN IN ACCORDANCE WITH STANDARDS   |
| 8               |   | 36"x36" LANE ENDS SIGN IN ACCORDANCE WITH STANDARDS   |
| 9               |  | 12"x18" NO PARKING SIGN   |
| 10              |  | CHANNELIZING DEVICE – DRUM IN ACCORDANCE WITH STANDARD  |
| 12              |  | 24"x12" SIDEWALK CLOSED SIGN IN ACCORDANCE WITH STANDARDS   |
| 14              |  | 30"x24" PEDESTRIAN DETOUR SIGN IN ACCORDANCE WITH STANDARDS.<br>LEFT DIRECTIONAL ARROW SHOWN FOR REFERENCE. CONTRACTOR SHALL PROVIDE CORRECT DIRECTIONAL SIGN BASED ON LOCATION INSTALLED.                |
| 15              |  | 24"x18" SIDEWALK CLOSED AHEAD CROSS HERE SIGN IN ACCORDANCE WITH STANDARDS.<br>LEFT DIRECTIONAL ARROW SHOWN FOR REFERENCE. CONTRACTOR SHALL PROVIDE CORRECT DIRECTIONAL SIGN BASED ON LOCATION INSTALLED. |
| 16              |  | 24"x24" NO PEDESTRIAN CROSSING SIGN   |
| 17              |  | 24"x24" NO RIGHT TURN SIGN IN ACCORDANCE WITH STANDARDS   |
| 18              |  | 36"x12" ONE WAY DIRECTIONAL SIGN IN ACCORDANCE WITH STANDARDS<br>LEFT DIRECTIONAL ARROW SHOWN FOR REFERENCE. CONTRACTOR SHALL PROVIDE CORRECT DIRECTIONAL SIGN BASED ON LOCATION INSTALLED.               |

NextGen